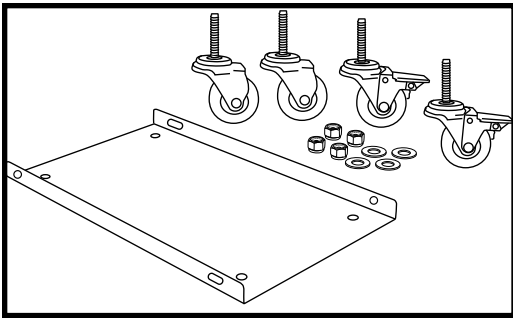
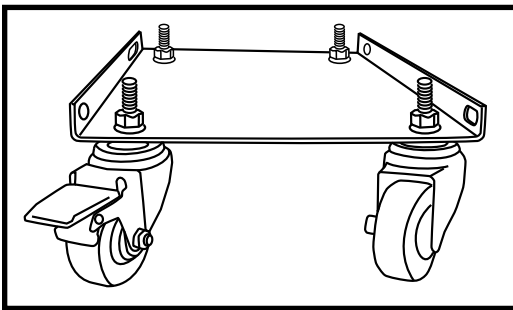


EasyCurve™ Caster Base & Bucket User's Guide

Instructions for assembling Contec's EasyCurve caster base (2728) and bucket (2726)



2728 Components/ Caster base, 2 casters, 2 braking casters, 4 nuts and 4 washers



Short side of assembled caster base with one braking caster and one regular caster

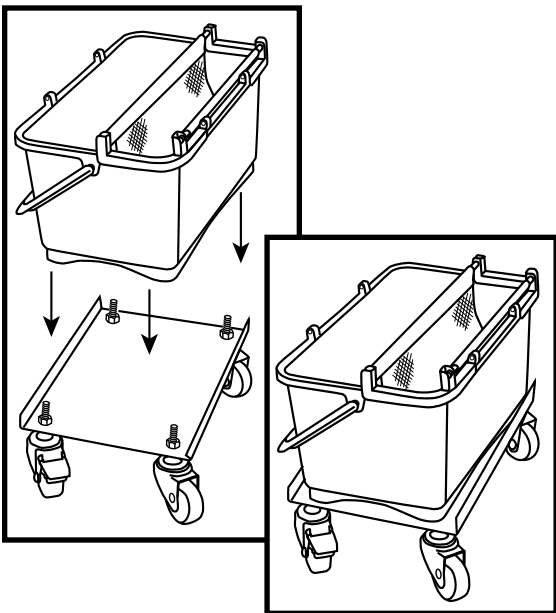
EasyCurve Caster Base Assembly:

1. Remove the stainless steel caster base and four swivel casters from their packaging. There should be four locking nuts and four washers for the casters. Properly dispose of packaging materials. You will need two wrenches to assemble the casters to the base.

NOTE: Two of the casters have a foot-activated brake mechanism (braking caster), and two do not.

2. Insert the threaded stud of one caster into one of the four holes in the bottom of the caster base. The caster wheels should be on the bottom of the caster base, with the threaded metal stud extending through the holes in the base.
3. With the threaded stud of the caster extending through the caster base, place a washer onto the stud, then thread a nut fully onto the stud, being careful not to cross-thread the nut on the stud. Hold the underside of the caster with one wrench. Using the second wrench, tighten the nut on the top of the caster base (approximately 60 ft-lb torque).
4. Repeat Steps 2 and 3 for the remaining three casters.

NOTE: For maximum stability and brake-holding effectiveness, it is recommended that the braking casters be installed adjacent to each other along the longer side of the caster base, NOT the shorter side.



Placing bucket on assembled caster base

EasyCurve Bucket and Caster Base Installation:

1. Place the assembled caster base on a flat, level floor.
2. Position the EasyCurve Bucket over the caster base so that the four threaded studs of the casters are directly under the corners of the bottom of the bucket.
3. Align the threaded studs with the holes in the bottom corners of the bucket, and press the bucket onto the studs.
4. Ensure that the bucket is resting completely and evenly on the threaded studs. The EasyCurve bucket and caster base are ready to use.

 **CONTEC**®

ph: +1-864-503-8333
www.contecinc.com